

Report No.: 32.08011 ECO Track Lighting Test Time: 2023-10-04 11:49

Luminaire Property

Luminaire Category: Bridgelux V13C F90 3000K CRI90
Voltage: 223.9 V Current: 0.143 A
Power: 30.90 W Power Factor: 0.960


Photometric Results

CIE Class: Direct
Measurement Flux: 3713.5 lm
Downward Ratio: 100%
Horizontal Diffuse Angle(50%): H26.4
Vertical Diffuse Angle(50%): V26.4
Luminaire Efficacy Rating (LER): 120
Max. Intensity: 15136.55 cd

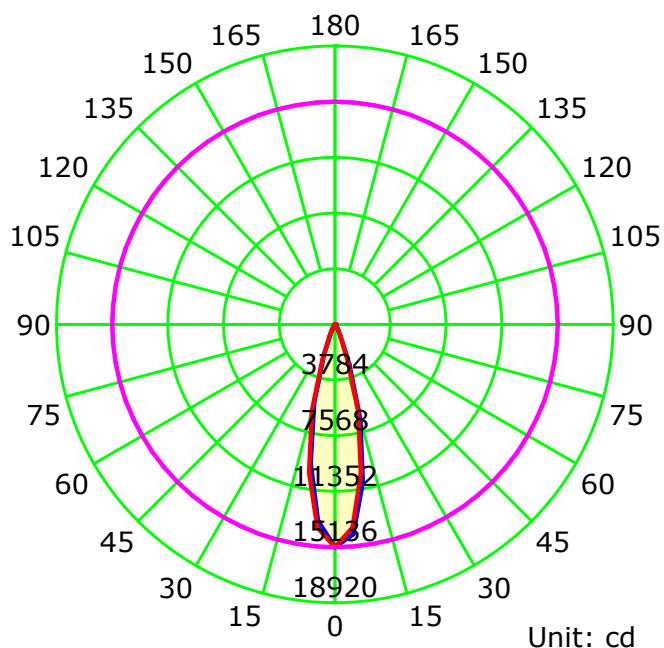
Total Rated Lamp Lumens: 3713.5 lm
Efficiency: 100%
Upward Ratio: 0%

Central Intensity: 15136.55 cd
Pos of Max. Intensity: H0 V0

Picture Of Luminaire



Luminous Intensity Distribution Curve

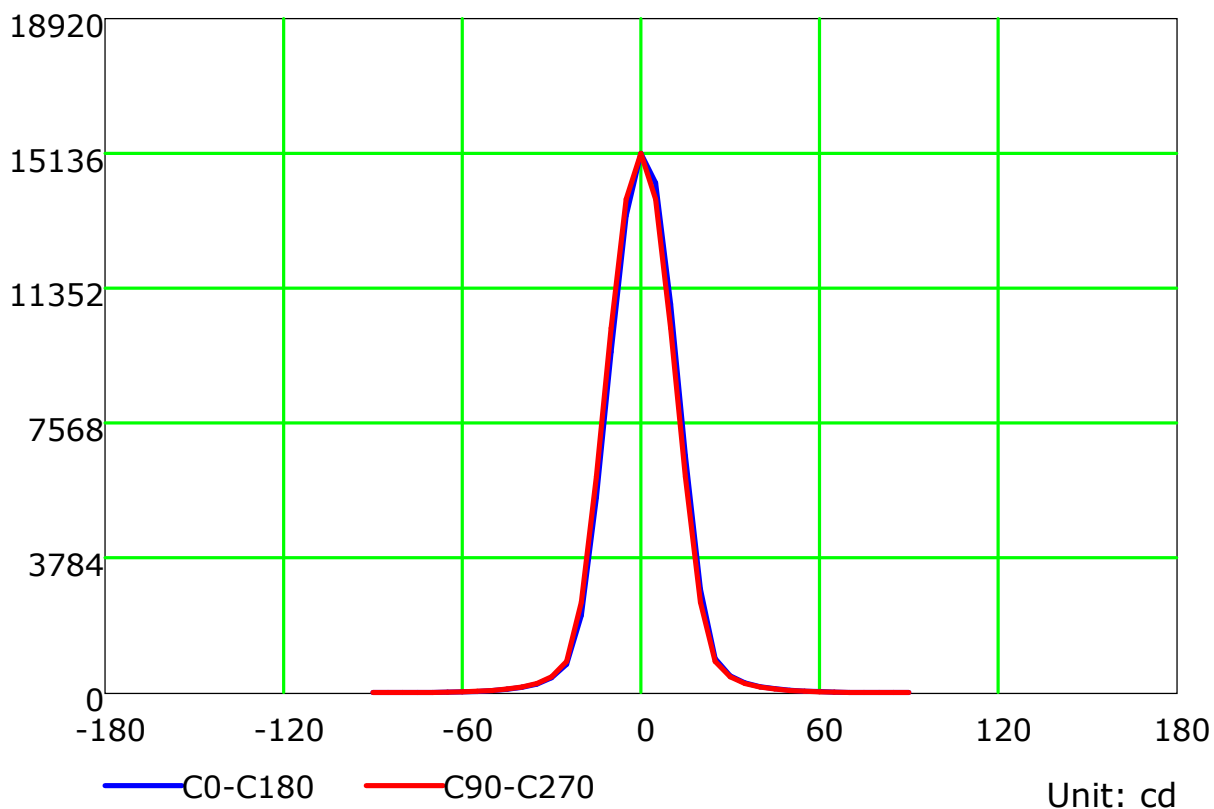
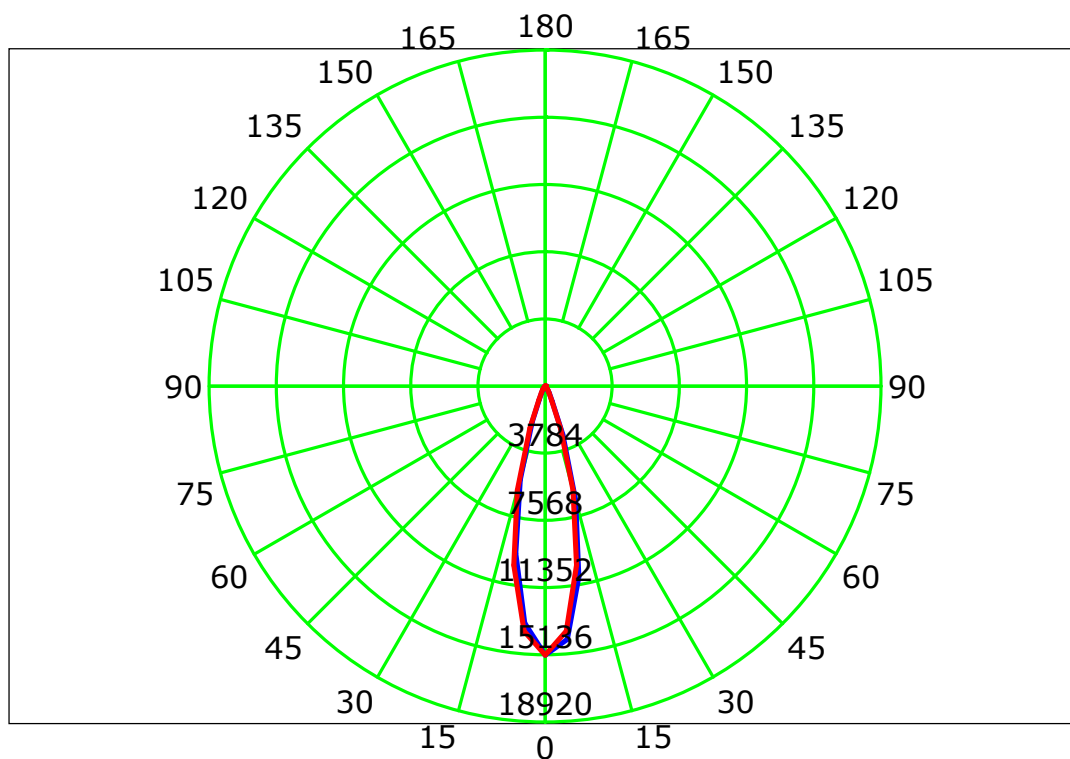


— C0-C180 — C90-C270 — G0

C Plane (°):0.0-180.0: 180.0
Test Lab:
Test Type: TYPE C
Temperature:
Operator:

Gamma Plane (°):0.0-90.0:5.0
Test Device: CHL-6E
Distance: 3.000 m
Humidity:
Inspector:

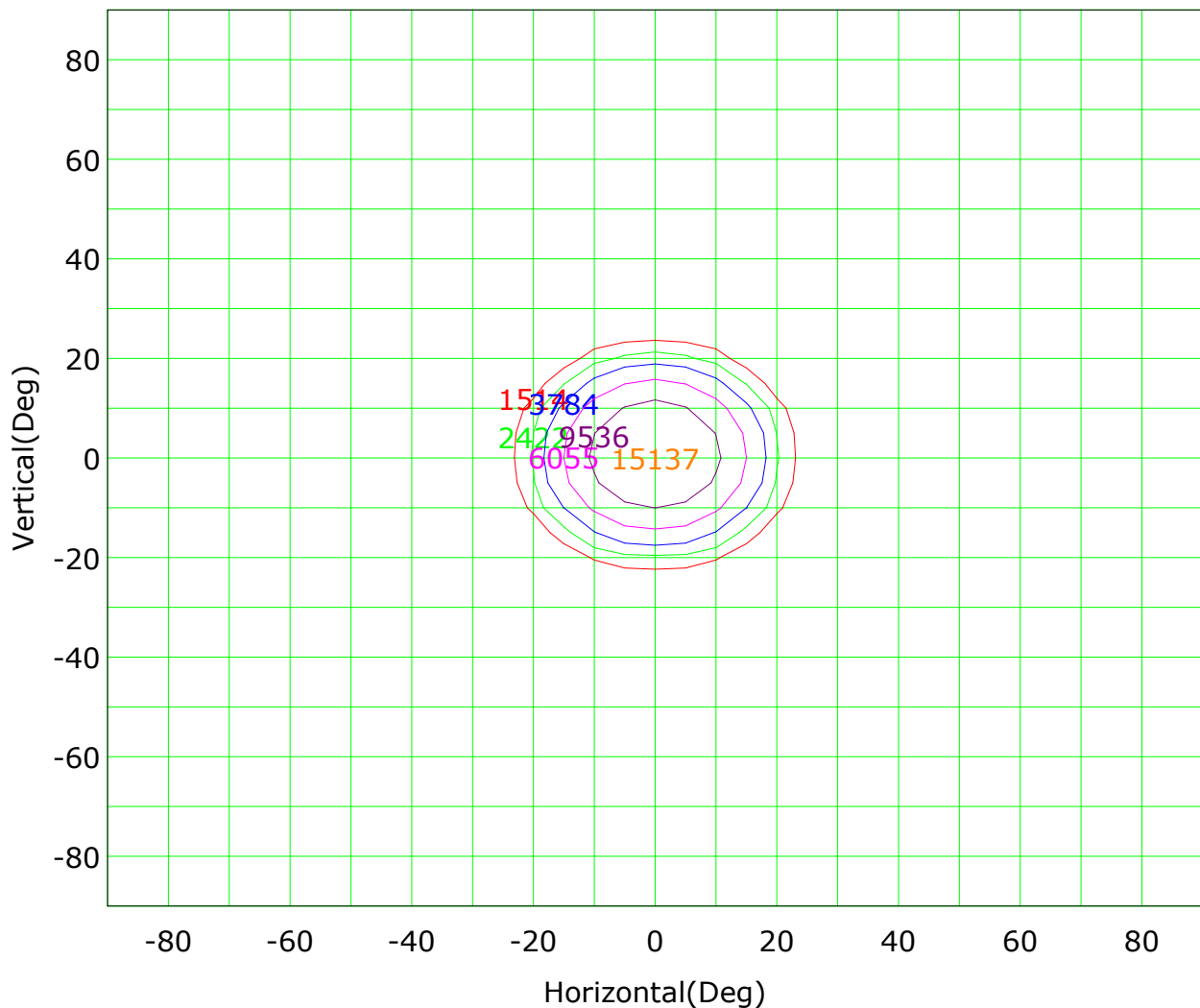
Luminous Intensity Distribution Curve



C Plane (°):0.0-180.0: 180.0
Test Lab:
Test Type: TYPE C
Temperature:
Operator:

Gamma Plane (°):0.0-90.0:5.0
Test Device: CHL-6E
Distance: 3.000 m
Humidity:
Inspector:

Isocandela (rectangle)



Imax (100%): 15137 cd

(10%): 1514 cd	(16%): 2422 cd
(25%): 3784 cd	(40%): 6055 cd
(63%): 9536 cd	(100%): 15137 cd

C Plane (°):0.0-180.0: 180.0

Test Lab:

Test Type: TYPE C

Temperature:

Operator:

Gamma Plane (°):0.0-90.0:5.0

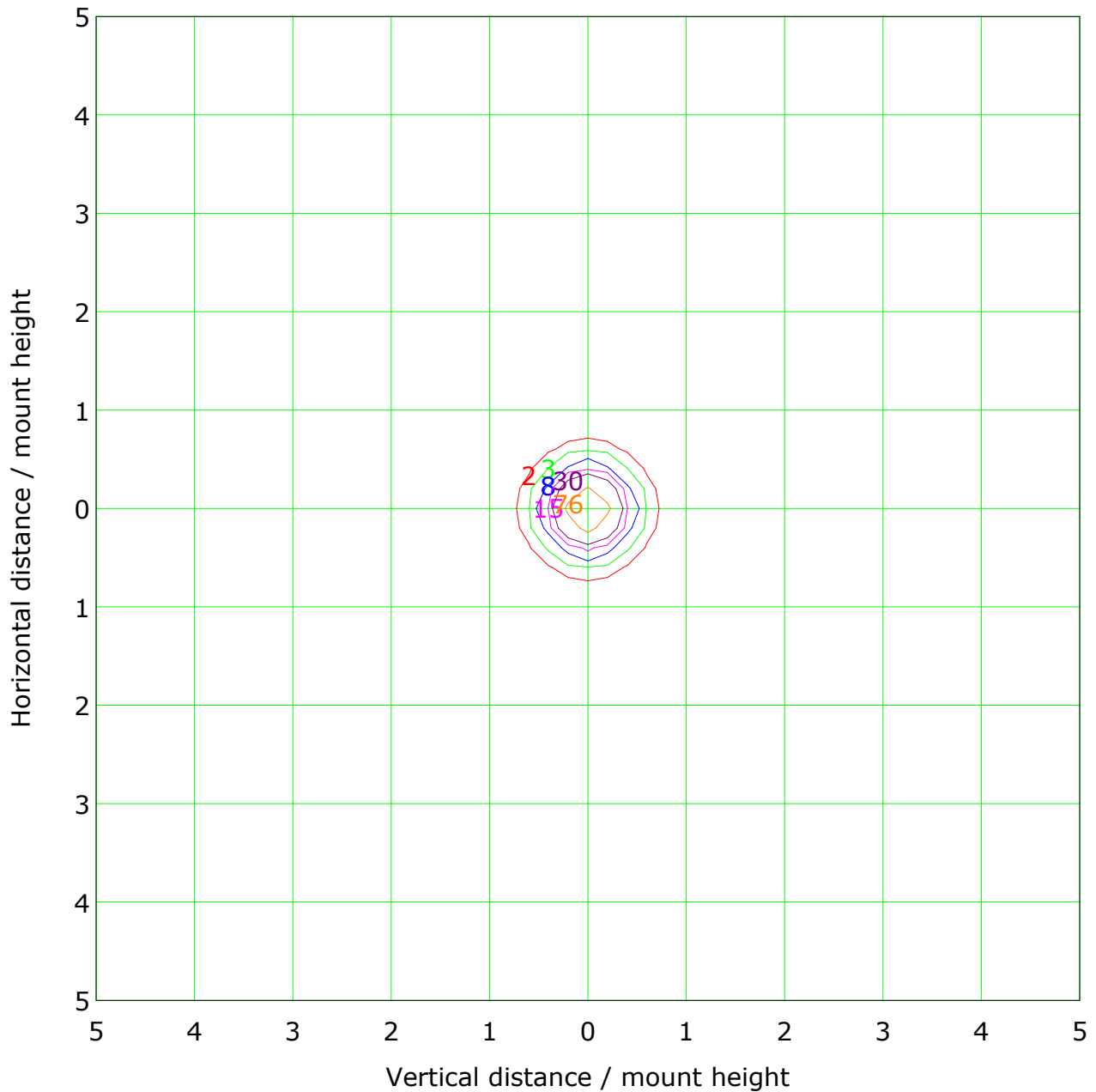
Test Device: CHL-6E

Distance: 3.000 m

Humidity:

Inspector:

IsoLux Plot



Mounting Height: 10m		Max Lux(100%): 151 lx	
(1%):	2 lx	(2%):	3 lx
(5%):	8 lx	(10%):	15 lx
(20%):	30 lx	(50%):	76 lx
(100%):	151 lx		

C Plane (°):0.0-180.0: 180.0

Test Lab:

Test Type: TYPE C

Temperature:

Operator:

Gamma Plane (°):0.0-90.0:5.0

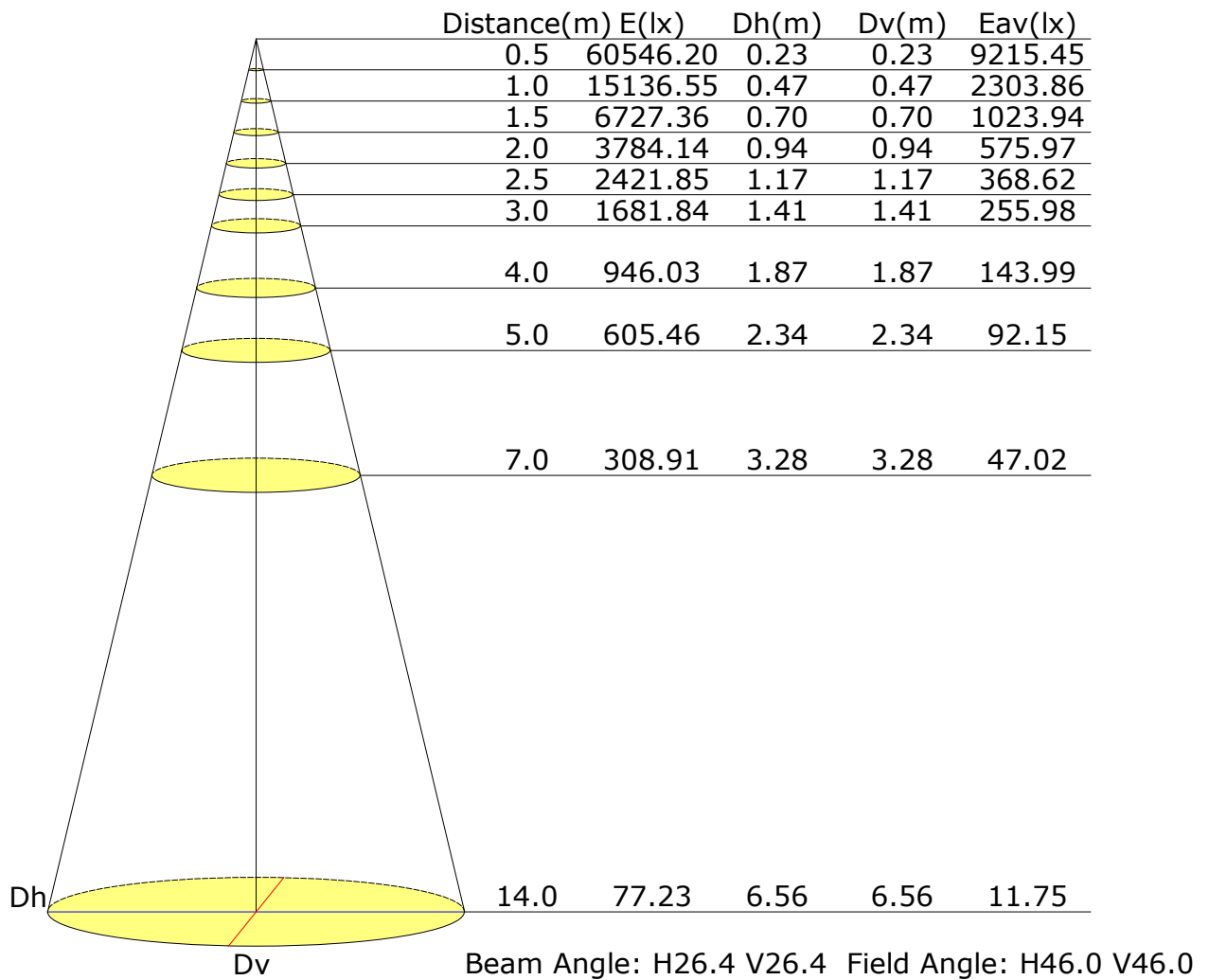
Test Device: CHL-6E

Distance: 3.000 m

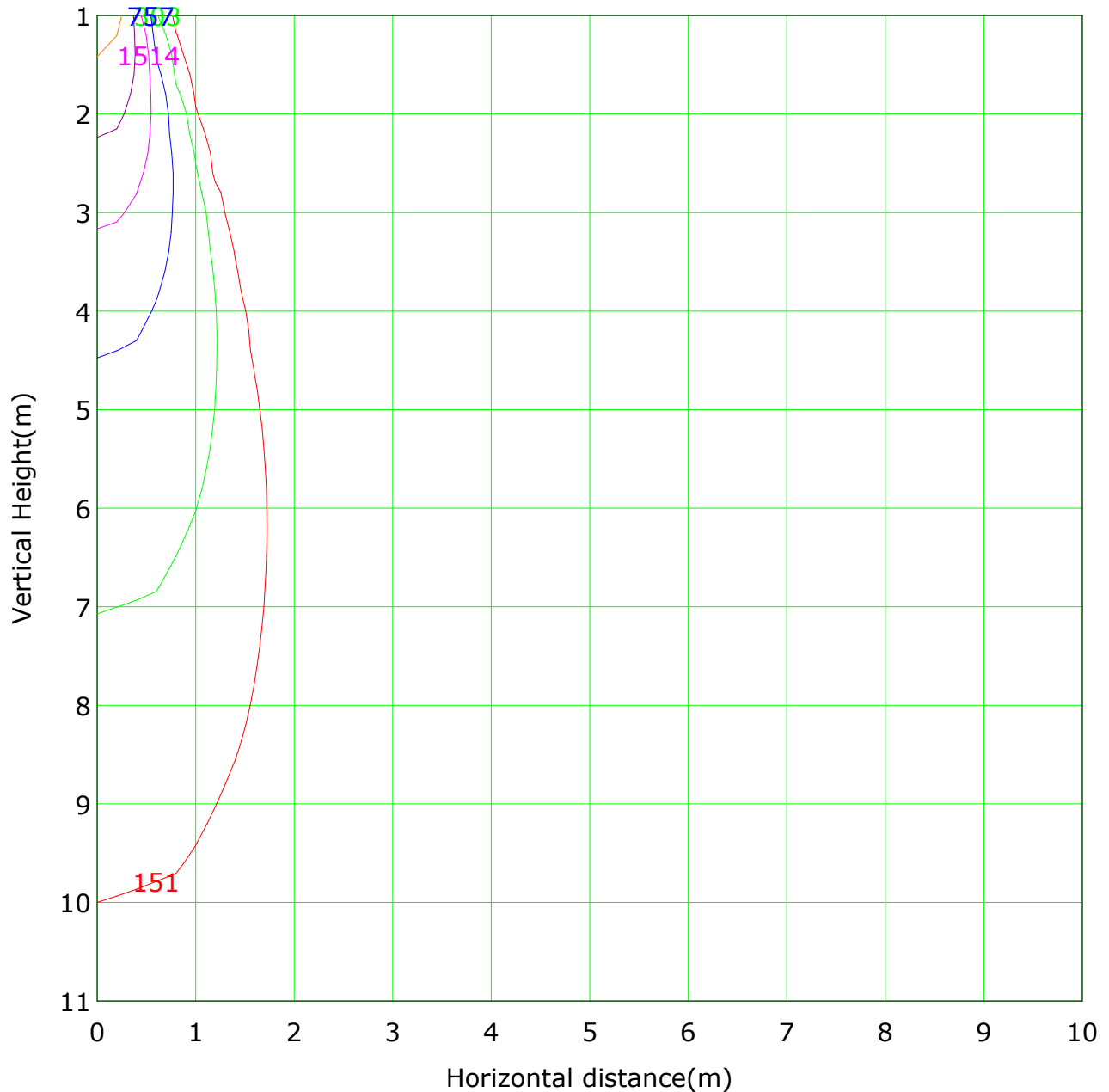
Humidity:

Inspector:

Illuminance at a Distance



Vertical IsoLux Plot

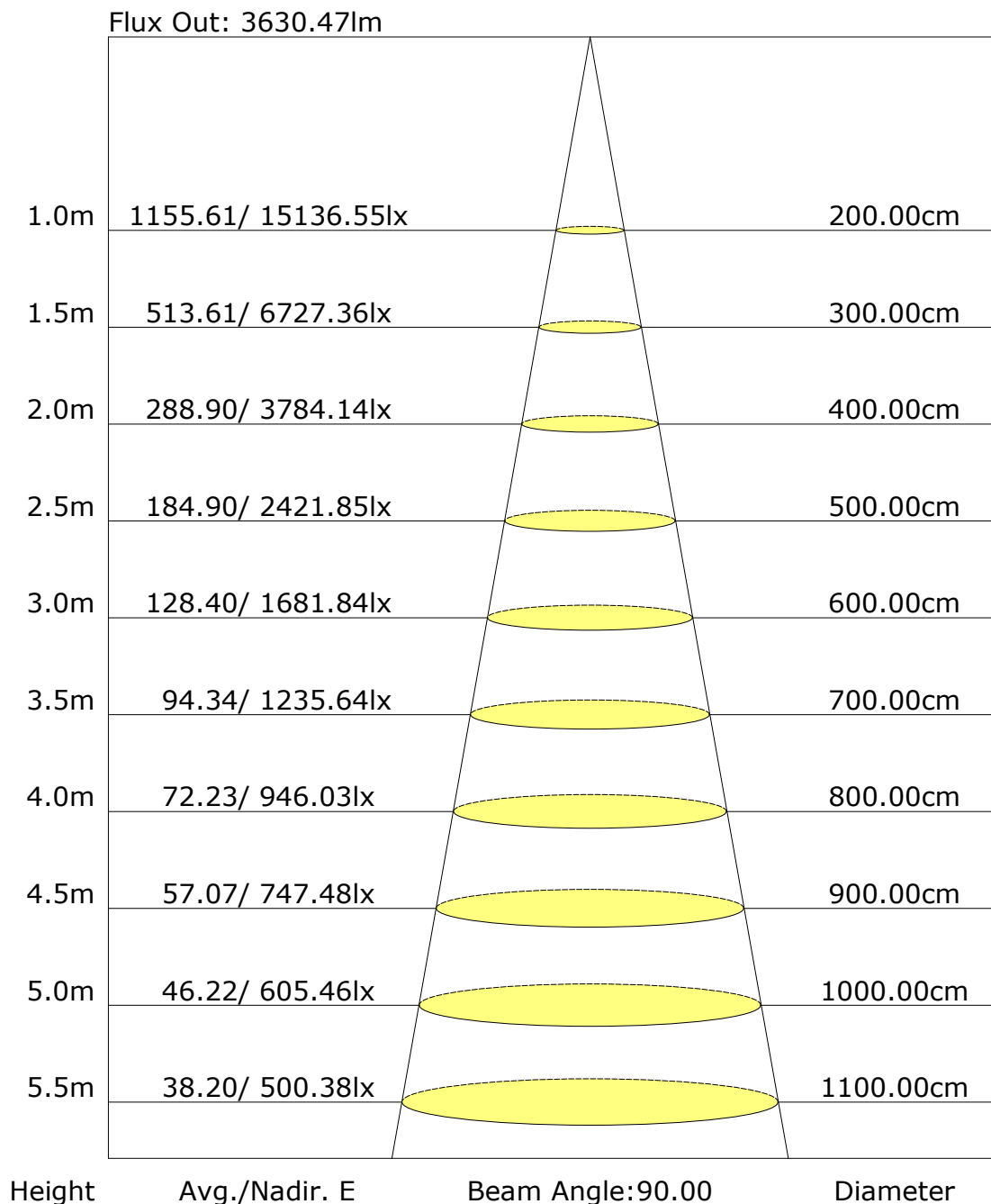


Lowest(m): 1m Highest(m): 11 Max Lux: 15137
— (1%): 151 lx — (2%): 303 lx
— (5%): 757 lx — (10%): 1514 lx
— (20%): 3027 lx — (50%): 7568 lx
— (100%): 15137 lx

C Plane (°):0.0-180.0: 180.0
Test Lab:
Test Type: TYPE C
Temperature:
Operator:

Gamma Plane (°):0.0-90.0:5.0
Test Device: CHL-6E
Distance: 3.000 m
Humidity:
Inspector:

The average illuminance effective figure



C Plane (°): 0.0-180.0: 180.0
Test Lab:
Test Type: TYPE C
Temperature:
Operator:

Gamma Plane (°): 0.0-90.0: 5.0
Test Device: CHL-6E
Distance: 3.000 m
Humidity:
Inspector:

Gamma Plane (°):0.0-90.0:5.0
Test Device: CHL-6E
Distance: 3.000 m
Humidity:
Inspector:

Unit: cd

Gamma Plane (°):0.0-90.0:5.0
Test Device: CHL-6E
Distance: 3.000 m
Humidity:
Inspector: